

JOD 26,34 Bn	49.21%	43.28%
Market Cap.	Cap. % (YTD)	Index % (YTD)

Jordan ahli Bank Share Performance During (21st – 26th of December, 2025)



ASE20 Index

Closing	Change (Points)	Chg. %
1,955.98	47.89	2.51%

ASE General Index

Closing	Change (Points)	Chg. %
3,565.81	83.01	2.38%
Traded Value (JDs)	Change (JD's)	Chg. %
34,711,464	-7,552,062	-17.87%
Traded Volume (Shares)	Change (Shares)	Chg. %
18,343,478	-2,406,565	-11.60%

Sector Performance

Sector Index	Chg. %	Index Closing (Points)
Financial ▲	2.44%	3,706.87
Services ▲	3.23%	2,168.39
Industrial ▲	0.47%	8,826.95

Most Traded Companies

Company	Close	Traded Value (JD)
Jordan Telecom	3.11	4,285,177
Arab Bank	6.91	3,919,656
Capital Bank Of Jordan	3.07	3,360,221

Most Active Companies

Company	Close	Traded Shares
Jordan Telecom	3.11	1,379,437
United Cable Industries	1.26	1,379,352
Shira' Real Estate Development & Investment	0.43	1,203,921

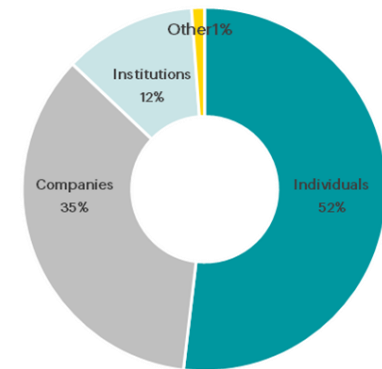
Top ASE Gainers

Company	Symbol	Close	Chg. %
Jordanian Mutual Funds Management Company	FUND	0.05	25.00%
Salam International Transport & Trading	SITT	1.20	17.65%
Bank Al Etihad	ETHD	2.81	12.40%
Deera Investment & Real Estate Development	DERA	0.55	12.24%

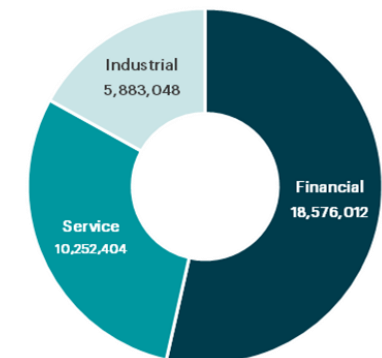
Top ASE Decliners

Company	Symbol	Close	Chg. %
Arab Jordanian Insurance Group	ARGR	0.38	-11.63%
Saba'ek Investment	SABK	0.63	-10.00%
Ubour Logistic Services	TRUK	0.62	-8.82%
The Mediterranean & gulf Insurance (Jordan)	MDGF	0.22	-8.33%

Jordan Ahli Bank Ownership Structure



Weekly Value Traded by Sector / JD Mn



ASE Index Performance— (Last 12-Months)



Market Breadth





USD SOFR		Global News:	FOMC 2022 Meetings	FFD Rate
1 Month	3.72141 pct	<p>BOJ debated need to keep raising rates, October meeting minutes show</p> <p>Bank of Japan policymakers debated the need to continue raising interest rates to levels deemed neutral to the economy with some arguing doing so would help achieve long-term, stable growth, minutes of their October meeting showed on Wednesday. A few in the nine-member board also said recent yen declines could lead to an overshoot in inflation by pushing up import costs, the minutes showed. At the October 29-30 meeting, the BOJ kept interest rates steady at 0.5% but Governor Kazuo Ueda sent a strong signal on the chance of a near-term rate hike. Hawkish members Hajime Takata and Naoki Tamura dissented, and proposed unsuccessfully to hike rates to 0.75%. At the subsequent meeting in December, the central bank raised rates to 0.75%, a level unseen in 30 years.</p>	Start of 2022	0.00 - 0.25
3 Months	3.68558 pct		End of 2022	4.25 - 4.50
6 Months	3.61504 pct		FOMC 2023 Meetings	FFD Rate
1 Year	3.47055 pct		Start of 2023	4.50 - 4.75
		End of 2023	5.25 - 5.50	
			FOMC 2024 Meetings	FFD Rate
			Start of 2024	5.25 - 5.50
			End of 2024	4.25 - 4.50

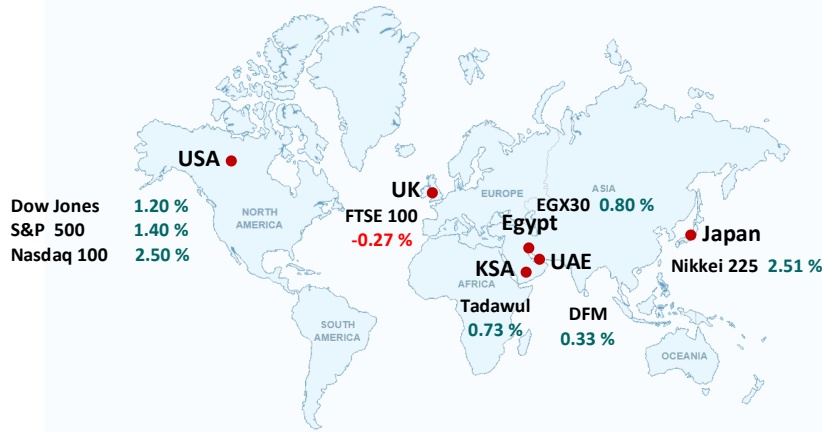
Oil & Gold & Silver		Major central banks deliver biggest easing push in over a decade in 2025	FOMC 2025 Meetings	FFD Rate
Gold	4,532.29	<p>Major central banks have delivered interest rate cuts in 2025 at the fastest clip and largest scale since the financial crisis, while easing among policymakers in developing nations also accelerated. Nine of the central banks overseeing the 10 most heavily traded currencies lowered their benchmark lending rates in 2025 - namely the U.S. Federal Reserve, the European Central Bank and the Bank of England but also Australia, New Zealand, Canada, Sweden, Norway and Switzerland. They delivered 850 basis points in easing across 32 rate reductions this year - the biggest number of cuts since 2008 and the biggest scale of easing since 2009. This marks a sharp reversal from 2022 and 2023 when policymakers ramped up rates to combat inflation as energy prices soared following Russia's invasion of Ukraine. Japan proved the exception this year, hiking rates twice. The Fed meanwhile faces changing cross currents of labor market and inflation dynamics.</p>	29 January 2025	4.25 - 4.50
Silver	79..14		19 March 2025	4.25 - 4.50
NYMEX Light Crude Clc1	56.74		07 May 2025	4.25 - 4.50
			18 June 2025	4.25 - 4.50
			30 July 2025	4.25 - 4.50
			17 September 2025	4.00 - 4.25
			29 October 2025	3.75 - 4.00
			10 December 2025	3.50 - 3.75
			FOMC 2026 Meetings	FFD Rate
			28 January 2026	Hold

FX Rates		US weekly jobless claims fall, but more people collecting unemployment checks	Next Meeting Expectations	
EUR / USD	1.1771	<p>The number of Americans filing new applications for jobless benefits unexpectedly fell last week, consistent with a low level of layoffs, but the unemployment rate likely remained high in December amid sluggish hiring. Initial claims for state unemployment benefits dropped for a second straight week, declining by 10,000 to a seasonally adjusted 214,000 for the week ended December 20, the Labor Department said on Wednesday. The Labor Department published the report a day early because of the Christmas Day holiday. Part of the surprise decline in applications could reflect challenges adjusting the data for seasonal fluctuations around the year-end holiday season. The labor market remains locked in what economists and policymakers describe as a "no hire, no fire" mode.</p>	Rate Cut 0.25	No Change
GBP / USD	1.3495		17.70 %	82.30 %
AUD / USD	0.6715		FED Long Term Outlook	
USD / CAD	1.3671		Q1 2026	--
USD / CHF	0.7891	Q2 2026	1 Cut	Rate Cut -0.25
USD / JPY	156.54	Q3 2026	1 Cut	Rate Cut -0.25
USD / JOD	0.708 — 0.710	Q4 2026	--	No Change
		Source: Reuters News	Source: CME FED WATCH as of 28DEC2025	

JOD Interest Rates		Regional News:
"Jordanian Government Curve"		Lebanon central bank governor expresses reservations over draft law on deposit recovery
Window	5.500 Pct.	<p>Lebanon's central bank governor has expressed some reservations over a draft law allowing depositors to gradually recover funds frozen in the banking system since a financial collapse in 2019, a move critical to reviving the economy. Karim Souaid described the proposed timetable for the cash component of deposit repayments as "somewhat ambitious" in a statement on Tuesday. He suggested it may be adjusted without hindering the depositors' rights guarantee "regular, uninterrupted, and complete payments over time". He also urged the cabinet to conduct a careful review of the draft law , calling for clarifications to ensure fairness and credibility before it is submitted to parliament. The central bank governor said the draft required further refinement, including clearer provisions to guarantee equitable treatment of depositors and to reinforce the state's commitments under the law. The draft law marks the first time Beirut has put forward legislation aimed at addressing a vast funding shortfall - estimated at \$70 billion in 2022 but now believed to be higher. Prime Minister Nawaf Salam on Monday urged ministers to swiftly approve the draft legislation. The cabinet discussed the law on Monday and Tuesday and is set to continue discussions on Friday.</p>
1 Wk. CDs	5.750 Pct.	
3 Month T-Bills	7.001 Pct.	
6 Month T-Bills	6.243 Pct.	
1 Year T-Bills	5.900 Pct.	Source: Reuters News
2 Years T-Bonds	5.600 Pct.	
3 Years T-Bonds	5.860 Pct.	

		Local News:	
		European Parliament Approves €500 Million in Aid for Jordan	
5 Years T-Bonds	6.194 Pct.	<p>The European Parliament has approved a new €500 million macro-financial assistance (MFA) package for Jordan, under the European Union's MFA mechanism aimed at supporting economic stability and strengthening the Kingdom's resilience in the face of regional tensions and volatile global economic conditions. The decision was passed by an overwhelming majority, with 585 of the 664 Members of the European Parliament voting in favor, while 45 abstained. This vote constitutes the European Parliament's position at first reading under the ordinary legislative procedure. The draft will now be referred to the Council of the European Union to adopt its position, paving the way for the completion of the final legislative process and the official entry into force of the assistance once approved by both institutions. European Parliament President Roberta Metsola said on Tuesday that strengthening support for Jordan contributes to reinforcing regional stability and enhancing Europe's shared security. This package is the fifth of its kind, following four previous EU macro-financial assistance programs implemented since 2014, totaling €1.58 billion. The most recent package, approved by Parliament last April, amounted to €500 million for the 2025-2027 period.</p>	
7 Years T-Bonds	6.325 Pct.		
10 Years T-Bonds	6.196 Pct.		
15 Years T-Bonds	5.999 Pct.		
			Source: www.jordannews.jo

International Stock Market Indices



Region	Index	Closing	Chg. %
USA	Dow Jones Industrial Average	48,710.97	1.20 %
	S&P 500	6,929.94	1.40 %
	NASDAQ 100	25,644.39	2.50 %
UK	FTSE 100	9,870.68	-0.27 %
Asia	Nikkei 225	50,750.39	2.51 %
MENA	DFM General	6,134.23	0.33 %
	Tadawul FF	10,526.09	0.73 %
	EGX 30	41,253.02	0.80 %

Most Active (Shares)

Most Active (Value)

Index	Company	Sector	Shares	Company	Sector	Value	CCY
Dow Jones	NVIDIA Corp	Technology	246.383 Million	NVIDIA Corp	Technology	304.051 Million	USD
S&P 500	NVIDIA Corp	Technology	246.383 Million	Tesla Inc	Consumer Cyclical	315.224 Million	USD
NASDAQ 100	NVIDIA Corp	Technology	246.383 Million	Tesla Inc	Consumer Cyclical	315.224 Million	USD
FTSE 100	Lloyds Banking Group PLC	Financials	611.701 Million	AstraZeneca PLC	Healthcare	2.321 Billion	GBP
Nikkei 225	NTT Inc	Technology	598.754 Million	SoftBank Group Corp	Technology	12.022 Billion	JPY
DFM General	Gulf Navigation Holding PJSC	Industrials	217.419 Million	Gulf Navigation Holding PJSC	Industrials	5.716 Million	AED
Tadawul FF	Americana Restaurants International PLC	Consumer Cyclical	96.410 Million	Saudi Arabian Oil Co	Energy	8.919 Million	SAR
EGX 30	QALA for Financial Investments SAE	Financials	492.859 Million	Commercial International Bank Egypt CIB	Financials	21.769 Million	EGP

Top Gainers

Top Decliners

Index	Company	Sector	Ch. %	Company	Sector	Ch. %
Dow Jones	NVIDIA Corp	Technology	9.41 %	Nike Inc	Consumer Cyclical	-7.16 %
S&P 500	Micron Technology Inc	Technology	14.58 %	Lamb Weston Holdings Inc	Consumer Non-Cyclical	-28.96 %
NASDAQ 100	Micron Technology Inc	Technology	14.58 %	Starbucks Corp	Consumer Cyclical	-4.85 %
FTSE 100	Metlen Energy & Metals PLC	Utilities	8.83 %	Diageo PLC	Consumer Non-Cyclical	-5.36 %
Nikkei 225	Screen Holdings Co Ltd	Technology	18.06 %	Ryohin Keikaku Co Ltd	Consumer Cyclical	-5.35 %
DFM General	Gulf Navigation Holding PJSC	Industrials	17.70 %	Sukoon Takaful PJSC	Financials	-8.45 %
Tadawul FF	Almasar Alshamil Education Company CJSC	Academic & Educational Services	22.20 %	flynas Company SJSC	Industrials	-12.86 %
EGX 30	Misr Cement Company SAE	Basic Materials	10.16 %	QALA for Financial Investments SAE	Financials	-6.96 %

Chart of the Week - Gold & Silver's Historic 2025 Rally



Disclaimer:

The trading and financial related data contained in this report has been obtained from sources considered by Jordan Ahli Bank to be reliable in all material respects. However, the accuracy, fairness and completeness thereof are not guaranteed by Jordan Ahli Bank and its employees and its third-party suppliers shall have no liability for errors or omissions with respect to the service or its delivery, regardless of the cause or source of such error or omission. This is not an invitation to buy or sell stocks traded in Amman Stock Exchange (ASE). The Purpose of this report is to provide information and analysis related to Amman Stock Exchange (ASE) and assists investors to obtain information to support their decisions. The reader should not make any investment decision solely based on the information contained in this report and he/she should consult with his/her investment advisory before investing. This report is a copyright of Jordan Ahli Bank and should not be reproduced or redistributed partially or fully in a way shape or manner without the express written consent of the Jordan Ahli Bank.



Contact Us:

Majed Hejab

Senior Vice President

Head of Treasury, Investments and Financial Institutions

E-mail: Majed.Hejab@ahli.com

Tel.: 520 6000 / Ext: 1810

Rand Kanaan

Corporate Finance Assistant Manager

Treasury, Investments and Financial Institutions

E-mail: Rand.Kanaan@ahli.com

Tel.: 520 6000 / Ext: 1817

Rami Almuasher

Senior Dealer

Treasury, Investments and Financial Institutions

E-mail: Rami.Almuasher@ahli.com

Tel.: 520 6000 / Ext: 1805

Fouad Hudroj

Investor Relations Officer

Treasury, Investments and Financial Institutions

E-mail: Fouad.Hudroi@ahli.com

Tel.: 520 6000 / Ext: 1815