

JOD 16,96 Bn **-5.82%** **-3.10%**

Market Cap. Cap. % (YTD) Index % (YTD)

Jordan ahli Bank Share Performance During (15<sup>th</sup> - 20<sup>th</sup> of October, 2023)



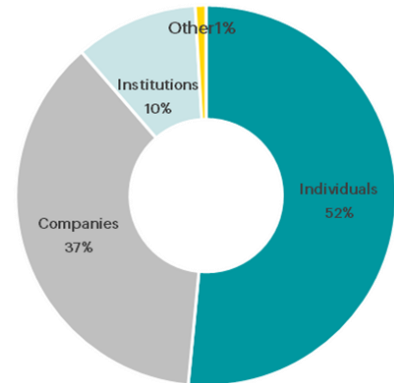
ASE20 Index

Closing	Change (Points)	Chg. %
1,304.65	-3.79	-0.29%

ASE General Index

Closing	Change (Points)	Chg. %
2,424.10	-9.57	-0.39%
Traded Value (JDs)	Change (JD's)	Chg. %
18,068,702	-8,397,591	-31.73%
Traded Volume (Shares)	Change (Shares)	Chg. %
18,879,672	-10,757,954	-36.30%

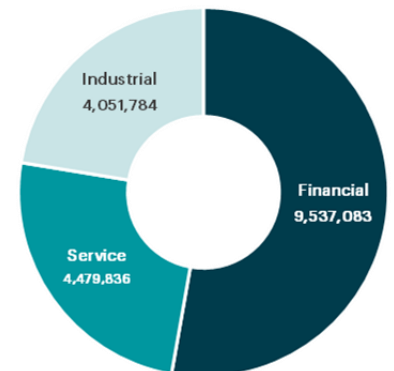
Jordan Ahli Bank Ownership Structure



Sector Performance

Sector Index	Chg. %	Index Closing (Points)
Financial ▲	0.18%	2,683.45
Services ▼	-1.59%	1,663.91
Industrial ▼	-0.69%	4,801.60

Weekly Value Traded by Sector / JD Mn



Most Traded Companies

Company	Close	Traded Value (JD)
Al-tajamouat For Touristic Projects	0.44	3,143,021
Jordan Telecom	2.37	1,984,375
Jordan Phosphate Mines	10.99	1,532,771

Most Active Companies

Company	Close	Traded Shares
Al-tajamouat For Touristic Projects	0.44	7,326,773
Al Faris National Company For Invt & Export	0.76	1,134,561
Jordan Poultry Processing & Marketing	0.41	881,142

ASE Index Performance— (Last 12-Months)



Top ASE Gainers

Company	Symbol	Close	Chg. %
Al-tajamouat For Touristic Projects	TAJM	0.44	10.00%
Jordanian Expatriates Investment Holding	JEIH	0.48	9.09%
Jordan Investment Trust	JOIT	1.02	5.15%
Sheba Metal Casting	SHBA	24.24	4.75%

Top ASE Decliners

Company	Symbol	Close	Chg. %
Latent Energies For Investments	LEIN	0.95	-11.21%
Zara Investment (holding)	ZARA	0.57	-10.94%
Specialized Trading & Investments	SPTI	1.38	-9.80%
Al Faris National Company For Invt & Export	CEBC	0.76	-9.52%

Market Breadth





**USD SOFR**

1 Month	5.33165 pct.
3 Months	5.39847 pct.
6 Months	5.46948 pct.
1 Year	5.43835 pct.

**Oil & Gold & Silver**

Gold	1981.04
Silver	23.35
NYMEX Light Crude CLc1	88.08

**FX Rates**

EUR / USD	1.0593
GBP / USD	1.2160
AUD / USD	0.6312
USD / CAD	1.3716
USD / CHF	0.8917
USD / JPY	149.84
USD / JOD	0.708 – 0.710

**JOD Interest Rates**

**“Jordanian Government Curve”**

Window	7.250 Pct.
1 Wk. CDs	7.500 Pct.
1 Year T-Bills	6.300 Pct.
2 Years T-Bonds	6.836 Pct.
3 Years T-Bonds	6.970 Pct.
5 Years T-Bonds	6.849 Pct.
7 Years T-Bonds	6.684 Pct.
10 Years T-Bonds	6.870 Pct.
15 Years T-Bonds	5.999 Pct.

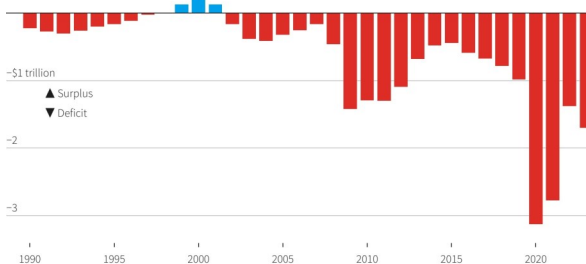
**Global News:**

**US budget gap soars to \$1.7 trillion, largest outside COVID era**

The U.S. government on Friday posted a \$1.695 trillion budget deficit in fiscal 2023, a 23% jump from the prior year as revenues fell and outlays for Social Security, Medicare and record-high interest costs on the federal debt rose. The Treasury Department said the deficit was the largest since a COVID-fueled \$2.78 trillion gap in 2021. It marks a major return to ballooning deficits after back-to-back declines during President Joe Biden's first two years in office. The deficit comes as Biden is asking Congress for \$100 billion in new foreign aid and security spending, including \$60 billion for Ukraine and \$14 billion for Israel, along with funding for U.S. border security and the Indo-Pacific region.

**Growing federal deficits**

The budget deficit for the federal fiscal year ended Sept. 30 grew to nearly \$1.7 trillion from \$1.38 trillion in fiscal 2022. It was the largest annual budget shortfall ever recorded outside of the Covid-19 pandemic years.



**Oil drops after Hamas releases US hostages**

Oil prices settled lower on Friday after the Islamist group Hamas released two U.S. hostages from Gaza, leading to hopes the Israeli-Palestinian crisis could de-escalate without engulfing the rest of the Middle East region and disrupting oil supplies. Brent crude futures LCOc1 fell 22 cents, or 0.2%, to settle at \$92.16 a barrel. U.S. West Texas Intermediate crude futures for November delivery CLc1, which expired after settlement on Friday, fell 62 cents, or 0.7%, to \$88.75 a barrel. The more-active December WTI contract CLc2 closed 29 cents lower at \$88.08 a barrel.

Source: www.reuters.com

**Regional News:**

**Moroccan government targets a \$62 bln 2024 budget**

Morocco's finance ministry submitted on Friday to parliament approval of a 2024 draft budget totaling 638 billion dirhams (\$62 bln), up 6.3% from a year ago. The draft budget places priority on post-quake reconstruction the generalization of social safety nets, health and education reform and investment promotion, according to the document seen by Reuters. The government has maintained the country's growth forecast unchanged at 3.7% in 2024 from 3.4% expected this year. It also expects the fiscal deficit to narrow to 4% of GDP in 2024 from 4.5% expected this year, despite higher spending on social services and the reconstruction effort.

**S&P pushes Egypt's rating deeper into junk amid funding pressures**

Global ratings agency S&P on Friday downgraded Egypt's long-term sovereign credit rating by one notch to "B-", citing the country's mounting funding pressures. Egypt is battling an economic crisis that has triggered a string of currency devaluations, record inflation, and pushed more of its citizens to seek risky routes out of the country. S&P said the downgrade reflects the recurring delays to the implementation of monetary and structural reforms in the country, among other factors. Earlier this month, Moody's downgraded Egypt's credit rating by a notch, citing the country's worsening debt affordability.

Source: www.reuters.com

**Local News:**

**King departs for Cairo to participate in international summit to stop war on Gaza**

His Majesty King Abdullah on Saturday departed for Cairo to head Jordan's delegation at the Cairo Summit for Peace, according to a Royal Court statement. Hosted by Egypt, the summit is part of efforts to stop the war on Gaza. The Jordanian delegation includes Deputy Prime Minister and Foreign Minister Ayman Safadi, Director of the Office of His Majesty Jafar Hassan, and Jordan's Ambassador to Egypt Amjad Adaileh, the statement indicated. His Royal Highness Prince Feisal was sworn in as Regent, in the presence of Cabinet members.

Source: www.jordantimes.com

**FOMC 2022 Meetings**

Meeting Date	FED Rate
January 26, 2022	0.00 - 0.25
March 16, 2022	0.25 - 0.50
May 4, 2022	0.75 - 1.00
June 15, 2022	1.5 - 1.75
July 27, 2022	2.25 - 2.5
September 21, 2022	3.00 - 3.25
November 02, 2022	3.75 - 4.00
December 14, 2022	4.25 - 4.50

**FOMC 2023 Meetings**

Meeting Date	FED Rate
February 1, 2023	4.50 - 4.75
March 22, 2023	4.75 - 5.00
May 03, 2023	5.00 - 5.25
June 14, 2023	5.00 - 5.25
July 26, 2023	5.25 - 5.50
September 20, 2023	5.25 - 5.50
November 01, 2023	
December 13, 2023	

**Next Meeting Expectations**

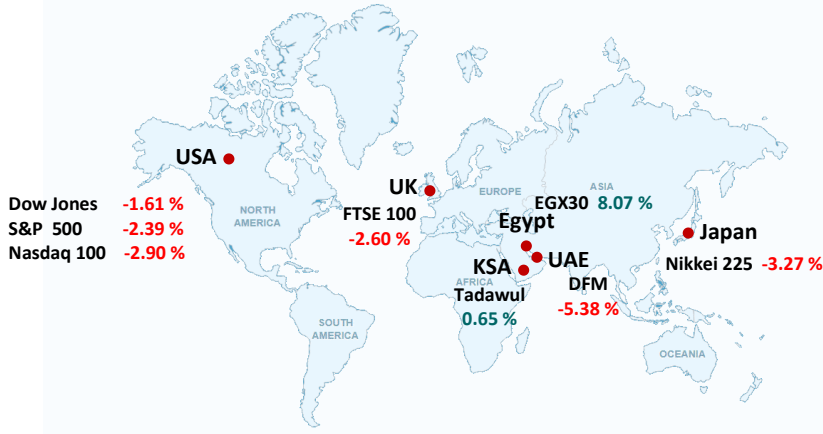
No Change	Rate Hike 0.25
98.40%	1.60%

**FED Long Term Outlook**

Quarter	Rate Change
Q4 2023	No Change
Q1 2024	No Change
Q2 2024	No Change
Q3 2024	Rate Cut -0.50
Q4 2024	Rate Cut -0.25
Q1 2025	Rate Cut -0.25
Q2 2025	Rate Cut -0.50

Source: FED, Reuters as of 22OCT2023

International Stock Market Indices



Region	Index	Closing	Chg. %
USA	Dow Jones Industrial Average	33,127.28	-1.61 %
	S&P 500	4,224.16	-2.39 %
	NASDAQ 100	14,560.877	-2.90 %
UK	FTSE 100	7,402.14	-2.60 %
Asia	Nikkei 225	31,259.36	-3.27 %
MENA	DFM General	3,751.57	-5.38 %
	Tadawul FF	10,654.56	0.65 %
	EGX 30	21,616.6	8.07 %

Most Active (Shares)

Most Active (Value)

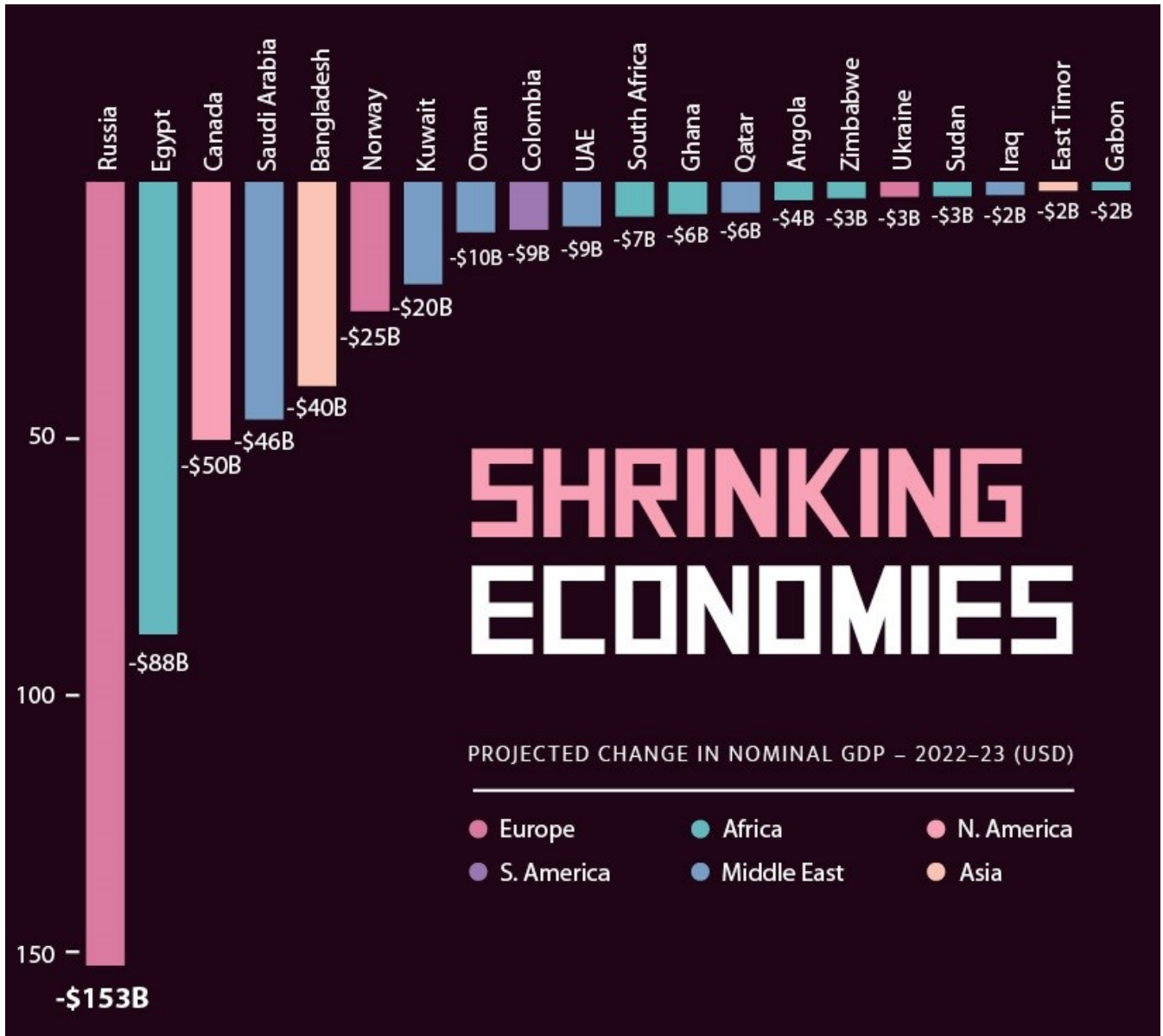
Index	Company	Sector	Shares	Company	Sector	Value	CCY
Dow Jones	Apple Inc	Technology	76.75 Million	Apple Inc	Technology	134.903 Million	USD
S&P 500	Tesla Inc	Consumer Cyclical	92.57 Million	NVIDIA Corp	Technology	216.658 Million	USD
NASDAQ 100	Tesla Inc	Consumer Cyclical	92.57 Million	NVIDIA Corp	Technology	216.658 Million	USD
FTSE 100	Lloyds Banking Group PLC	Financials	634.512 Million	Shell PLC	Energy	1.203 Billion	GBP
Nikkei 225	Nippon Telegraph and Telephone Corp	Technology	600.051 Million	Lasertec Corp	Technology	20.512 Billion	JPY
DFM General	Union Properties PJSC	Real Estate	169.77 Million	Emaar Properties PJSC	Real Estate	8.041 Million	AED
Tadawul FF	Saudi Arabian Oil Co	Energy	68.66 Million	Saudi Arabian Oil Co	Energy	22.941 Million	SAR
EGX 30	Beltone Financial Holding SAE	Financials	504.967 Million	Commercial International Bank Egypt SAE	Financials	20.028 Million	EGP

Top Gainers

Top Decliners

Index	Company	Sector	Ch.%	Company	Sector	Ch.%
Dow Jones	McDonald's Corp	Consumer Cyclical	3.95 %	Walgreens Boots Alliance Inc	Consumer Non-Cyclical	-8.56 %
S&P 500	VF Corp	Consumer Cyclical	16.63 %	Solaredge Technologies Inc	Energy	-30.78 %
NASDAQ 100	Dexcom Inc	Healthcare	12.84 %	Enphase Energy Inc	Energy	-20.13 %
FTSE 100	Endeavour Mining plc	Basic Materials	6.09 %	Rentokil Initial PLC	Industrials	-23.75 %
Nikkei 225	Inpex Corp	Energy	7.44 %	Keio Corp	Industrials	-8.36 %
DFM General	Amlak Finance PJSC	Financials	1.75 %	Emaar Development PJSC	Real Estate	-14.91 %
Tadawul FF	Acwa Power Company SJSC	Utilities	18.56 %	Filing and Packing Materials Manufacturing Co SJSC	Basic Materials	-9.67 %
EGX 30	Misr Fertilizers Production Co SAE	Basic Materials	48.74 %	Cairo for Investment and Real Estate Development (SAE)	Academic & Educational Services	-3.00 %

**Chart of the Week**



Source: IMF Datamapper, World Economic Outlook 2023

**Disclaimer:**

The trading and financial related data contained in this report has been obtained from sources considered by Jordan Ahli Bank to be reliable in all material respects. However, the accuracy, fairness and completeness thereof are not guaranteed by Jordan Ahli Bank and its employees and its third-party suppliers shall have no liability for errors or omissions with respect to the service or its delivery, regardless of the cause or source of such error or omission. This is not an invitation to buy or sell stocks traded in Amman Stock Exchange (ASE). The Purpose of this report is to provide information and analysis related to Amman Stock Exchange (ASE) and assists investors to obtain information to support their decisions. The reader should not make any investment decision solely based on the information contained in this report and he/she should consult with his/her investment advisory before investing. This report is a copyright of Jordan Ahli Bank and should not be reproduced or redistributed partially or fully in a way shape or manner without the express written consent of the Jordan Ahli Bank.